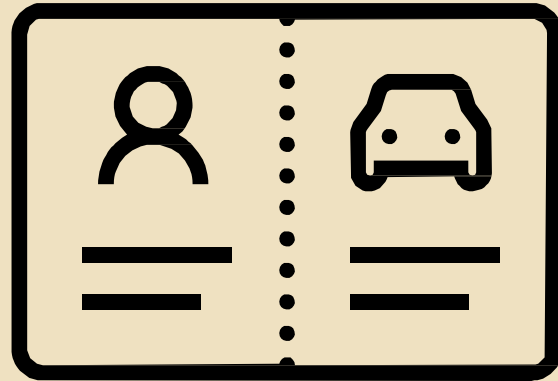


TRANSPORTATION



of older adults have a valid driver's license

USE OF TRANSPORTATION



drive 5 days a week or more



drive at least once a week

FOR THOSE EMPLOYED




report driving themselves as the main transportation to work



report using public transportation to get to work

MAIN FORMS OF TRANSPORTATION



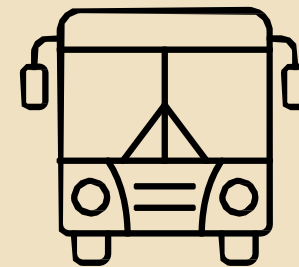
80% said they drive themselves



20% get rides from relatives

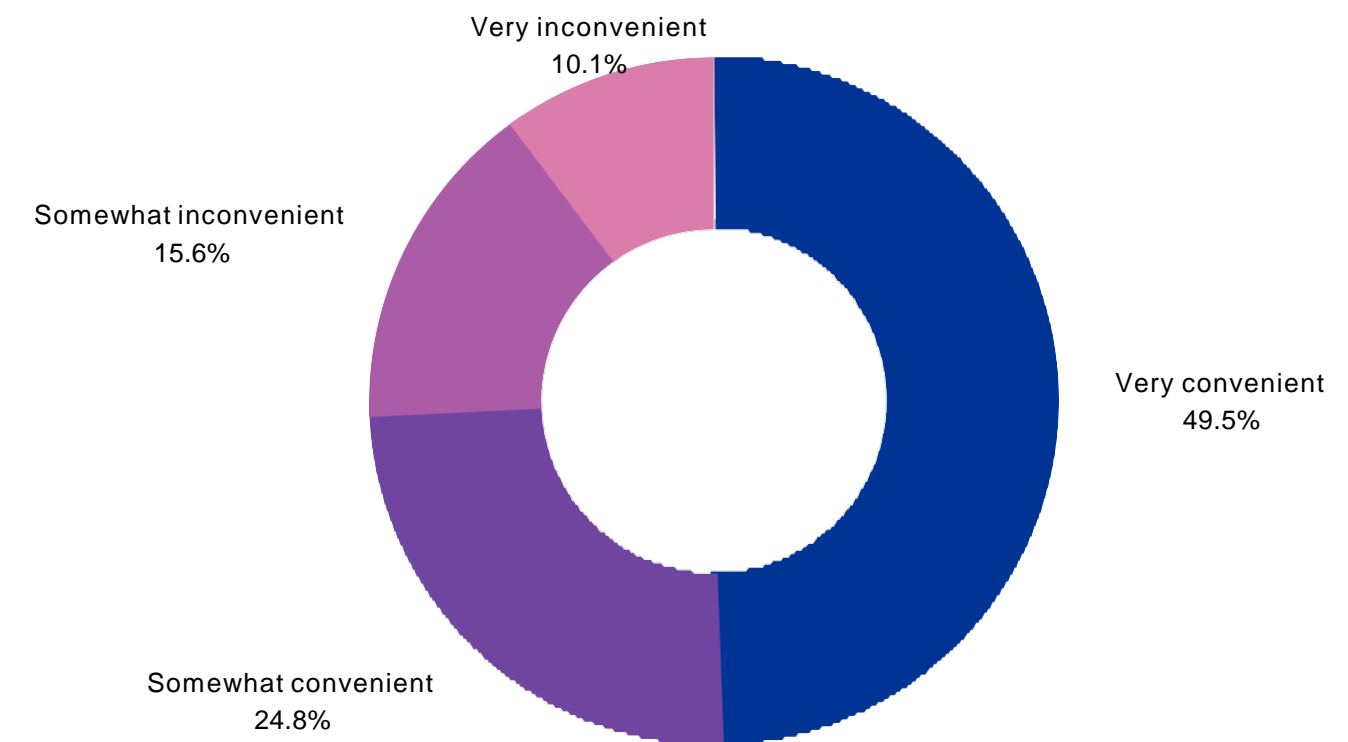


19% walk



18% use public transportation

SATISFACTION WHEN USING PUBLIC TRANSPORTATION



TRANSPORTATION

CHANGES OVER TIME

2014

2022

88%

Percent with a valid driver's license



90%

Percent with a valid driver's license

58%

Percent of Blacks with a valid driver's license



69%

Percent of Blacks with a valid driver's license

20%

Using public transportation



18%

Using public transportation

53%

Using public transportation (Blacks)



43%

Using public transportation (Blacks)

6%

Walking as a form of transportation



19%

Walking as a form of transportation