

# HOUSING AND LIVING ARRANGEMENTS

## LIVING ALONE



37%

Much higher rate of living alone for:

75%

Income under \$25K

62%

Blacks

56%

75 or older

45%

Disabled

44%

Female

## LIVING WITH OTHERS



74%

Single other older adult (i.e. spouse)

29%

Children

8%

Children under 18


4%

Grandchildren

## LENGTH OF STAY IN HOME

56%

More than 20 years



21%

10-20 years

## LEVEL OF HOME OWNERSHIP

80%

Own



19%


Rent

1%

Live with relative that owns the home

# HOUSING AND LIVING ARRANGEMENTS

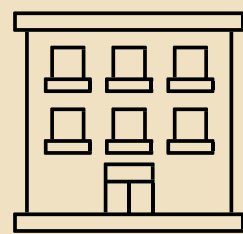
## Type of Home



Single-family

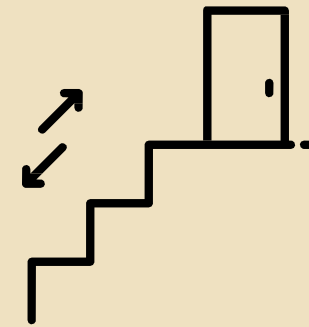


Duplex




Apartments or condominiums


## Home Features



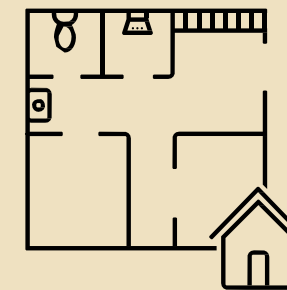
Steps or stairs to enter



3 or more stories



Ramps or railings to get in



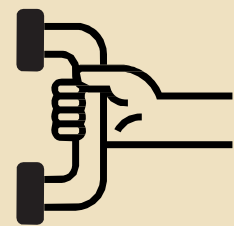
Kitchen and bath on the same floor

## Beneficial Home Features


For older adults or those who are disabled



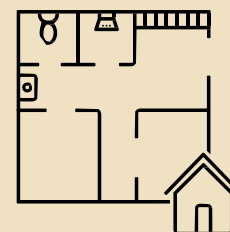
Seat for shower or tub



Grab bars in the bathroom




No stairs required to get in



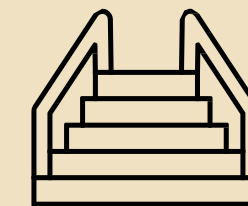
Kitchen and bath on the same floor



Emergency call system



Stair lift or glide



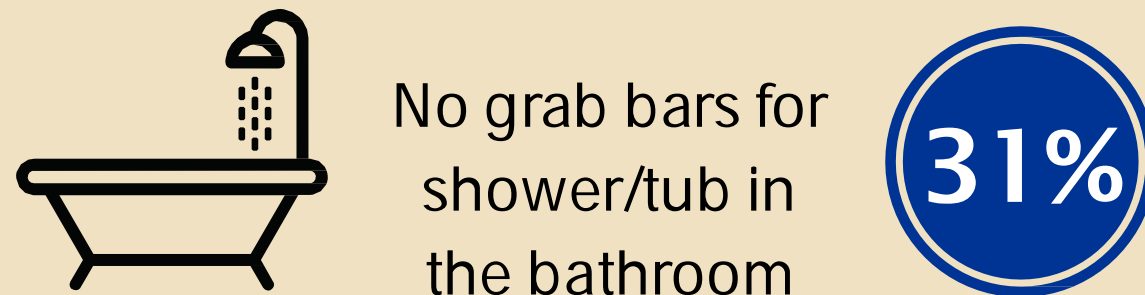
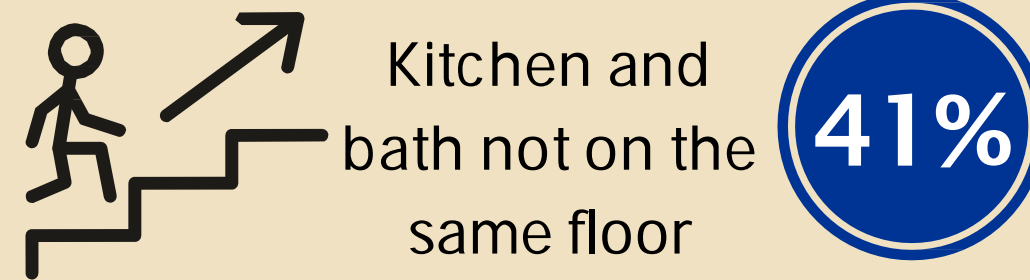
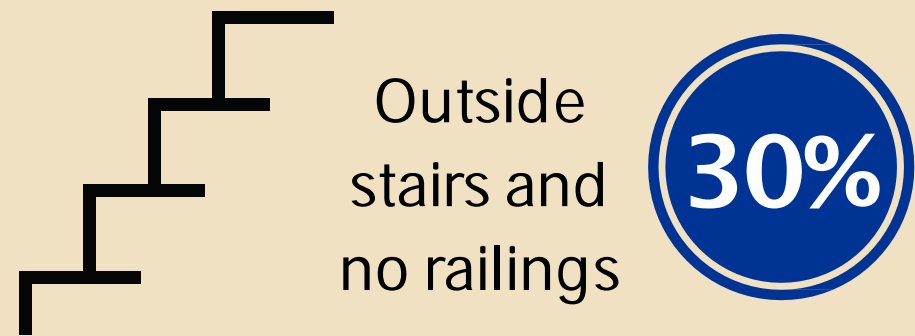
Railing or ramp to help get in




Other

# HOUSING AND LIVING ARRANGEMENTS

## LACK OF BENEFICIAL HOME FEATURES



## PLANNING TO MOVE AWAY FROM THE REGION



Most common reason:  
**Weather/climate**

## PLAN FOR FUTURE HOME MODIFICATIONS



Family caregivers planning to make future home modifications

Those planning to move that think home accommodations are important:

8/10



# HOUSING AND LIVING ARRANGEMENTS



2014

16%

Plans to make home modifications

vs.



2022

24%

Plans to make home modifications

